



VICTORIAN ELECTION 2014

Essential Pro-Life

VOTING GUIDE

FAMILY LIFE INTERNATIONAL AUSTRALIA



HOW TO USE THIS GUIDE

The aim of this voter's guide is to help you to cast your vote in an informed manner consistent with your Christian faith. It will help you to avoid choosing candidates who endorse policies that cannot be reconciled with the moral norms once held by *all* Christians. The Victorian Parliament probably has the most anti-life record in our country. Four significant Acts of Parliament have been passed which fundamentally breach the natural law. They were passed in the governmental term previous to the current one, however many of the Parliamentarians who supported at least one, if not all, of these repugnant Acts, still hold their seats and will recontest in this election. In this guide there is a table supplied for the Lower House members who voted for or against the following destructive pieces of legislation.

- 1. The Abortion Law Reform Bill 2008** was designed to legalise abortion up to the moment of birth for any reason and to coerce pro-life doctors and nurses into co-operating in abortions. The Church publicly opposed this Bill.
- 2. The Relationships Bill 2007** was designed to give homosexual couples a chance to register their relationships (for the purpose of treating them more like married couples). The Church publicly opposed this Bill.
- 3. The Assisted Reproductive Treatment Bill 2008** was designed to replace the old *Infertility Treatment Act* and granted wide access for married and unmarried couples to IVF procedures. The Church opposes IVF.
- 4. The Research Involving Human Embryos Bill 2008** was designed to legalise new forms of 'embryo research' which necessarily involves the killing of innocent humans through their deliberate manipulation and destruction. The Church publicly opposed this Bill.

THE LOWER HOUSE (LEGISLATIVE ASSEMBLY)

There are 88 seats in Victoria's Legislative Assembly. Every voter has a 'local member' who represents their particular area. For **Daniel Andrews' Labor** to win the election they need to control 45 seats in the Assembly. They currently hold 43 seats. **Denis Naphthine's Coalition** (Liberal / National) holds 44 seats. There is one Independent.

After victory at the 2007 federal election, Labor governed Australia in every state and territory. Seven years later the only remaining Labor governments are minority administrations in the ACT and South Australia. In 2010, Victoria became the second state to swing to the coalition but Victorian Labor avoided the thrashings that were later inflicted upon the QLD and NSW Labor parties.

The 2010 Victorian election was the first Australian election in more than a decade to return a lower house devoid of minor parties and independents. The Coalition took office with 45 seats to Labor's 43, a Legislative Assembly majority of 44–43 once a government member took the Speaker's chair. In the Legislative Council the Coalition also won a majority with 21 members in the 40-seat chamber.

The leadership of the Liberal party was handed over mid-term from Ted Baillieu to the current Premier Denis Naphthine. It appeared that the government was held hostage by the pro-life member for Frankston MP Geoff Shaw. The day after Shaw finally resigned from the Liberal party and announced himself as an independent, Baillieu resigned as Premier. Shaw had apparently applied pressure for a Private Member's Bill to change the state abortion legislation. Naphthine stated that his Government had no plans to change the abortion laws: *"...while I am Premier of this state, I will not allow Mr Shaw to introduce any legislation seeking to change the abortion laws in Victoria."* The self-professed Catholic Naphthine is a clear example of the trend whereby a politician votes correctly for a pro-abortion bill but backflips and cannot be relied upon for support when subsequent attempts to amend the passed bill are made.

EMILY'S LIST

Victoria is the birthplace of Emily's List – a fact which is reflected by the sheer number of current sitting members and new candidates. On closer examination it is also patently obvious that Emily's candidates are handed the cream of the available safe Labor seats – see the seats of *Dandenong*, *St. Albans* and *Yuroke*. This favouritism within the pre-selection processes of the Labor Party is an easily observable nationwide trend. There has been significant electoral boundary re-distribution leading into this election, which has rendered 3 Emily's MPs in seats which are now considered to be marginally Liberal. This places a total of 7 sitting Emily's MP's fighting to keep their seats in Parliament. However Emily's are well placed to increase their number of seats in the Upper House.



LEGISLATIVE ASSEMBLY



KEY

- X** - Signifies that the member voted anti-life on the particular piece of legislation
- O** - Signifies that the member voted pro-life on the particular piece of legislation
- EMILY'S List
- PGPD (Parliamentary Group for Population & Development)

ABORTION BILL
SAME SEX REGISTER
IVF/ART BILL
EMBRYO RESEARCH*

ELECTORATE	NAME	PARTY	ELECTED	%	NOTE	ABORTION BILL	SAME SEX REGISTER	IVF/ART BILL	EMBRYO RESEARCH*
Albert Park	FOLEY, Martin	ALP	2007	0.9		X	X	X	X
Altona	HENNESSY, Jill	ALP	2010	12.4					
Bass	SMITH, Kenneth	Lib	2002	12.4	Retiring	O	O	O	O
Bayswater	VICTORIA, Heidi	Lib	2006	6.8		O	X	O	O
Bellarine	NEVILLE, Lisa	ALP	2002	-2.5		X	X	X	X
Benambra	TILLEY, Bill	Lib	2006	15.9		O	O	O	O
Bendigo East	ALLAN, Jacinta	ALP	1999	3.2		X	X	X	X
Bendigo West	EDWARDS, Maree	ALP	2010	3.1					
Bentleigh	MILLER, Elizabeth	Lib	2010	0.9					
Box Hill	CLARK, Robert	Lib	1992	9.4		O	O	O	O
Brighton	ASHER, Louise	Lib	1996	14.3		X	X	O	
Broadmeadows	MCGUIRE, Frank	ALP	2011	20.0					
Brunswick	GARRETT, Jane	ALP	2010	3.6					
Bulleen	KOTSIRAS, Nicholas	Lib	1999	15.1	Retiring	O	O	O	O
Bundoora	BROOKS, Colin	ALP	2006	10.9		X	X	X	
Buninyong	HOWARD, Geoff	ALP	1999	1.6		X	X	X	X
Burwood	WATT, Graham	Lib	2010	6.3					
Carrum	BAUER, Donna	Lib	2010	0.3					
Caulfield	SOUTHWICK, David	Lib	2010	9.8					
Clarinda	LIM, Hong	ALP	1996	12.4		X	X	X	X
Cranbourne	PERERA, Jude	ALP	2002	1.1		X	X	X	X
Croydon	HODGETT, David	Lib	2006	12.2		O	O	O	O
Dandenong	PANDAZOPOULOS, John	ALP	1992	14.0	Retiring	X			
Eildon	MCLEISH, Cindy	Lib	2010	7.7					
Eltham	HERBERT, Steve	ALP	2002	0.8	Contest MLC	X	X	X	
Essendon	MADDEN, Justin	ALP	2010	4.3	Retiring				
Euroa	SYKES, Bill	Nats	2002	13.6	Retiring		O	O	O
Evelyn	FYFFE, Christine	Lib	2006	12.6	Speaker	O		O	O
Ferntree Gully	WAKELING, Nick	Lib	2006	11.5		O	O	O	O
Footscray	THOMSON, Marsha	ALP	2006	15.9		X	X	X	X
Forest Hill	ANGUS, Neil	Lib	2010	3.5					
Frankston	SHAW, Geoff	Ind	2010	0.4					
Geelong	TREZISE, Ian	ALP	1999	4.0	Retiring	X	X	X	X
Gembrook	BATTIN, Brad	Lib	2010	8.8					
Gippsland East	BULL, Tim	Nats	2010	23.1					
Gippsland South	RYAN, Peter	Nats	1992	22.6		O	O	O	O
Hastings	BURGESS, Neale	Lib	2006	9.6		O	O	O	O
Hawthorn	BAILLIEU, Ted	Lib	1999	16.6	Retiring	X	X	O	X
Ivanhoe	CARBINES, Anthony	ALP	2010	1.8					
Kew	MCINTOSH, Andrew	Lib	1999	15.7	Retiring	O	X	O	
Keysborough	PAKULA, Martin	ALP	2013	9.5					
Kororoit	KAIROUZ, Marlene	ALP	2008	17.5		O		O	O
Lara	EREN, John	ALP	2006	13.8		X	X	X	X
Lowan	DELAHUNTY, Hugh	Nats	1999	21.9	Retiring	O	O	O	O

























NB. Politicians who have at least one **X** are not pro-life. However, those politicians who consistently show a **O** may not necessarily be 100% pro-life either and may have voted correctly for varying reasons. Although their record is objectively better than the dedicated anti-lifers, this guide should be treated only as a helpful start. Please contact individual members to clarify their views further.

ABORTION BILL
SAME SEX REGISTER
IVF/ART BILL
EMBRYO RESEARCH*






























ELECTORATE	NAME	PARTY	ELECTED	%	NOTE	ABORTION BILL	SAME SEX REGISTER	IVF/ART BILL	EMBRYO RESEARCH*
Macedon	DUNCAN, Jo	ALP	1999	2.3	Retiring	X	X	X	X
Malvern	O'BRIEN, Michael	Lib	2006	20.5		O	O	O	O
Melbourne	KANIS, Jennifer	ALP	2012	4.7					
Melton	NARDELLA, Don	ALP	1999	13.6		X		X	X
Mildura	CRISP, Peter	Nats	2006	14.5		O	O	O	O
Mill Park	D'AMBROSIO, Lilian	ALP	2002	16.9		X	X	X	X
Monbulk	MERLINO, James	ALP	2002	-1.1		O		O	O
Mordialloc	WREFORD, Lorraine	Lib	2010	1.5					
Mornington	MORRIS, David	Lib	2006	16.2		X	X	O	X
Morwell	NORTHE, Russell	Nats	2006	13.3		O	O	O	O
Mount Waverley	GIDLEY, Michael	Lib	2010	8.6					
Mulgrave	ANDREWS, Daniel	ALP	2002	2.4	Opposition	X	X	X	X
Murray Plains	WALSH, Peter	Nats	2002	30.2		O	O	O	O
Narracan	BLACKWOOD, Gary	Lib	2006	16.0		O	O	O	O
Narre Warren Nth	DONNELLAN, Luke	ALP	2002	4.8		O		X	X
Narre Warren Sth	GRALEY, Judith	ALP	2006	7.4				X	X
Nepean	DIXON, Martin	Lib	1996	13.7		O	O	O	O
Niddrie	CARROLL, Ben	ALP	2012	4.5					
Northcote	RICHARDSON, Fiona	ALP	2006	10.3		X	X	X	X
Oakleigh	BARKER, Ann	ALP	1999	5.1	Retiring	X	X	X	
Ovens Valley	McCURDY, Tim	Nats	2010	19.2					
Pascoe Vale	CAMPBELL, Christine	ALP	1996	18.5	Retiring	O	X	O	O
Polwarth	MULDER, Terry	Lib	1999	13.8		O	O	O	O
Prahran	NEWTON-BROWN, Clem	Lib	2010	4.7					
Preston	SCOTT, Robin	ALP	2006	20.2		X	X	X	X
Richmond	WYNNE, Richard	ALP	1999	6.4		X	X	X	X
Ringwood	RYALL, Dee	Lib	2010	6.3					
Ripon	HELPER, Joe	ALP	1999	-1.6	Retiring	X	X	X	X
Rowville	WELLS, Kim	Lib	1992	13.1		O	O	O	O
Sandringham	THOMPSON, Murray	Lib	1992	15.6		O	O	O	O
Shepparton	POWELL, Jeanette	Nats	2002	25.9	Retiring	X	O	O	O
South Barwon	KATOS, Andrew	Lib	2010	4.9					
South-West Coast	NAPTHINE, Denis	Lib	1988	11.9	Premier	O	O	O	
St Albans	VACANT	ALP		14.0					
Sunbury	VACANT	ALP		6.5					
Sydenham	HUTCHINS, Natalie	ALP	2010	11.5					
Tarneit	LANGUILLER, Telmo	ALP	1999	11.0			X	X	X
Thomastown	HALFPENNY, Bronwyn	ALP	2010	21.6					
Warrandyte	SMITH, Ryan	Lib	2006	17.2		O	O	O	O
Wendouree	KNIGHT, Sharon	ALP	2010	0.1					
Werribee	PALLAS, Tim	ALP	2006	11.4		X	X	X	X
Williamstown	NOONAN, Wade	ALP	2007	13.2		X	X	X	X
Yan Yean	GREEN, Danielle	ALP	2002	-0.1		X	X	X	X
Yuroke	BEATTIE, Elizabeth	ALP	1999	16.0	Retiring	X	X	X	X

* The embryo research legislation votes (last column) were compiled from debate on amendments because no votes were recorded on the actual Bill. Those who consistently voted to either mitigate or to exacerbate the Bill's problems have received a circle or a cross respectively.

RECONTESTING EMILY'S MPs

<p>Lisa Neville (ALP)</p>  <p>Seat of Bellarine LIB Margin of 2.5%</p>		<p>Sharon Knight (ALP)</p>  <p>Seat of Wendouree LIB Margin of 0.1%</p>		<p>Danielle Green (ALP)</p>  <p>Seat of Yan Yean LIB Margin of 0.1%</p>	
<p>Maree Edwards (ALP)</p>  <p>Seat of Bendigo West ALP Margin of 3.1%</p>		<p>Jacinta Allan (ALP)</p>  <p>Seat of Bendigo East ALP Margin of 3.2%</p>		<p>Jane Garrett (ALP)</p>  <p>Seat of Brunswick ALP Margin of 3.6%</p>	
<p>Jennifer Kanis (ALP)</p>  <p>Seat of Melbourne ALP Margin of 4.7%</p>		<p>Fiona Richardson (ALP)</p>  <p>Seat of Northcote ALP Margin of 10.3%</p>		<p>Natalie Hutchins (ALP)</p>  <p>Seat of Sydenham ALP Margin of 11.5%</p>	
<p>Jill Hennessy (ALP)</p>  <p>Seat of Altona ALP Margin of 12.4%</p>		<p>Lily D'Ambrosio (ALP)</p>  <p>Seat of Mill Park ALP Margin of 16.9%</p>		<p>Bronwyn Halfpenny (ALP)</p>  <p>Seat of Brunswick ALP Margin of 21.6%</p>	

NEW EMILY'S CANDIDATES

<p>Jennifer Podesta (ALP)</p>  <p>Seat of Benambra LIB Margin of 15.9%</p>		<p>Christina Zigouras (ALP)</p>  <p>Seat of Sandringham LIB Margin of 15.6%</p>		<p>Louise Crawford (ALP)</p>  <p>Seat of Brighton LIB Margin of 14.3%</p>	
<p>Clare Malcolm (ALP)</p>  <p>Seat of Euroa LIB Margin of 13.8%</p>		<p>Carolyn Gleixner (ALP)</p>  <p>Seat of Nepean LIB Margin of 13.7%</p>		<p>Tamika Hicks (ALP)</p>  <p>Seat of Rowville LIB Margin of 13.1%</p>	
<p>Stef Perri (ALP)</p>  <p>Seat of Box Hill LIB Margin of 9.4%</p>		<p>Pauline Richards (ALP)</p>  <p>Seat of Forest Hill LIB Margin of 3.5%</p>		<p>Sonya Kilkenny (ALP)</p>  <p>Seat of Carrum LIB Margin of 0.3%</p>	
<p>Vicki Ward (ALP)</p>  <p>Seat of Eltham ALP Margin of 0.8%</p>		<p>Mary Anne Thomas (ALP)</p>  <p>Seat of Macedon ALP Margin of 2.3%</p>		<p>Christine Couzens (ALP)</p>  <p>Seat of Geelong ALP Margin of 4.0%</p>	
<p>Gabrielle Williams (ALP)</p>  <p>Seat of Dandenong ALP Margin of 14.0%</p>		<p>Natalie Suleyman (ALP)</p>  <p>Seat of St Albans ALP Margin of 14.0%</p>		<p>Ros Spence (ALP)</p>  <p>Seat of Yuroke ALP Margin of 16.0%</p>	