


# NSW ELECTION 2015

*Essential Pro-Life*

## VOTING GUIDE



FAMILY LIFE INTERNATIONAL AUSTRALIA

### HOW TO USE THIS VOTER'S GUIDE

The aim of this guide is to help you to cast your vote in an informed manner, consistent with your Christian faith. It will help you to avoid choosing candidates who endorse policies that cannot be reconciled with the moral norms once held by *all* Christians. The pieces of legislation considered by the NSW parliament (all morally unacceptable in their own right) referred to in this voter's guide are:

**1. *The Human Cloning and other Prohibited Practices Bill 2003*** legalised the use of 'spare' human embryos for scientific testing. Human embryos created in the IVF program were able to be deliberately destroyed and manipulated in the lab after the passage of this bill.

**2. *The Human Cloning and Other Prohibited Practices Amendment Bill 2007*** legalised 'Somatic Cell Nuclear Transfer' (a process of human embryo creation without fertilisation), often referred to as 'therapeutic cloning'. It was a bill that further liberalised the destructive embryo research laws enacted in 2003.

**3. *The Miscellaneous Acts Amendment (Same Sex Relationships) Bill 2008*** amended various other pieces of existing legislation to give legal recognition to lesbian couples where both lesbians want to be considered 'parents' of a particular child (i.e. the non-birth 'mother' replaces the father in applicable situations at law).

**4. *The Surrogacy Bill 2010*** legalised surrogacy 'parentage orders' for married, 'de facto' and homosexual couples using the IVF system to conceive a child in a multi-party arrangement (i.e. a woman carries another couple's IVF conceived child by legal agreement).

**5. *The Relationships Register Bill 2010*** extended the definition of 'de facto partner' to homosexual couples and allowed heterosexual and homosexual non-married couples to register their relationship with the state (which is an attempt to equalise marriage and these so called 'de facto' relationships).

**6. *The Adoption Amendment (Same Sex Couples) Bill 2010 (No. 2)*** amended the *Adoption Act 2000* and legalised the adoption of children by homosexual couples (i.e. children being deliberately denied either a mother or father).

**7. *Foetal Rights Bill (Zoe's Law) 2013*** declared a foetus of 20 weeks gestation or more to be a 'living person' for the purpose of grievous bodily harm offences under the NSW Crimes Act. The bill passed in the lower house but expired in the upper house.

### ZOE'S LAW 2013

This Bill was originally introduced by Fred Nile MLC (CDP Party) and was withdrawn and replaced by the Bill introduced by Chris Spence MLA (Liberal Party). FLI Australia has consistently opposed this Bill as we believe it introduces a loophole in the NSW Crimes Act to Sections 82, 83 and 84 which criminalise abortion, as this bill allows an exception for abortion. We believe this will be used by those seeking to remove the above sections of the Crimes Act, arguing the law, being inconsistent, should be changed by the removal of said sections, thereby decriminalising abortion in NSW. This is something the Greens and others have sought to do, unsuccessfully for 20+ years. We also do not believe that you can conclude that everyone who voted for Zoe's Law is necessarily pro-life, though the majority we believe would be. For example Barry O'Farrell who has consistently voted against pro-life, pro-family positions voted in favour of this bill. We have however shown it here as a positive.

### OPTIONAL PREFERENTIAL VOTING

The three options open to NSW voters are to: **(1)** vote for one candidate only **(2)** vote for *some* candidates in descending order of preference **(3)** number all of the boxes in descending order of preference.

**IMPORTANT:** By only placing a 1 next to your preferred candidate your vote could be exhausted early and effectively won't count. *If* you are leaving any boxes blank at least place a 1 next to your favourite candidate AND a number next to all of the candidates who have a chance of beating the strongest anti-life candidate.



# LEGISLATIVE ASSEMBLY



## KEY

**X** - Signifies that the member voted anti-life on the particular piece of legislation  
**O** - Signifies that the member voted pro-life on the particular piece of legislation



EMILY'S List



PGPD (Parliamentary Group for Population & Development)







1. Embryo Destruction 2003
2. Human Cloning 2007
3. Same Sex Amendments 2008
4. Surrogacy Bill 2010
5. Same Sex Register 2010
6. Same Sex Adoption 2010
7. Zoe's Law 2013

ELECTORATE	NAME	PARTY	ELECTED	MARGIN	NOTE	1	2	3	4	5	6	7
Albury	APLIN, Greg	Lib	2003	27.1		O	X	O	O	O	O	O
Auburn	PERRY, Barbara	ALP	2001	7.2	Retiring	O	O	X	O	X	O	O
Ballina	PAGE, Donald	Nats	1988	24.6	Retiring	X	X	X			O	O
Balmain	PARKER, Jamie	Gr	2011	0.4								X
Bankstown	MIHAILUK, Tania	ALP	2011	10.6								O
Barwon	HUMPHRIES, Kevin	Nats	2007	25.8			O	X			O	O
Bathurst	TOOLE, Paul	Nats	2011	23.7								O
Baulkham Hills	ELLIOTT, David	Lib	2011	28.3								O
Bega	CONSTANCE, Andrew	Lib	2003	18.5		X	X	X	X	X	O	O
Blacktown	ROBERTSON, John	ALP	2011	4.1								X
Blue Mountains	SAGE, Roza	Lib	2011	5.4								O
Cabramatta	LALICH, Nick	ALP	2008	1.9					X		O	O
Camden	PATTERSON, Chris	Lib	2011	22.8								O
Campbelltown	DOYLE, Bryan	Lib	2011	6.8								O
Canterbury	BURNEY, Linda	ALP	2003	7.4		X	X	X	X		X	X
Castle Hill	WILLIAMS, Ray	Lib	2007	34.7			O	O	O	O	O	O
Cessnock	BARR, Clayton	ALP	2011	3.9								X
Charlestown	HARRISON, Jodie	ALP	2014	20.8								
Clarence	GULAPTIS, Christopher	Nats	2011	31.9								O
Coffs Harbour	FRASER, Andrew	Nats	1990	27.3		X	X		O		O	O
Coogee	NOTLEY-SMITH, Bruce	Lib	2011	8.3								X
Cootamundra	HODGKINSON, Katrina	Nats	1999	30.3		X	X	O	X	O	O	O
Cronulla	SPEAKMAN, Mark	Lib	2011	24.8								O
Davidson	O'DEA, Jonathan	Lib	2007	36.2			O	X	O	X	O	O
Drummoyne	SIDOTI, John	Lib	2011	17.1								O
Dubbo	GRANT, Troy	Nats	2011	31.3								O
East Hills	BROOKES, Glenn	Lib	2011	0.2								O
Epping	SMITH, Greg	Lib	2007	27.5	Retiring		O	O	O	O	O	O
Fairfield	ZANGARI, Guy	ALP	2011	2.2								O
Gosford	HOLSTEIN, Chris	Lib	2011	11.9								O
Goulburn	GOWARD, Pru	Lib	2007	26.8			X	X	X	X	X	X
Granville	ISSA, Tony	Lib	2011	3.8								O
Hawkesbury	PERROTTET, Dominic	Lib	2011	28.4								O
Heathcote	EVANS, Lee	Lib	2011	19.0								X
Heffron	HOENING, Ron	ALP	2013	5.2								X
Holsworthy	GIBBONS, Melanie	Lib	2011	10.7								O
Hornsby	KEAN, Matt	Lib	2011	26.5								O
Keira	PARK, Ryan	ALP	2011	2.9								X
Kiama	WARD, Gareth	Lib	2011	8.6								O
Kogarah	BURTON, Cherie	ALP	1999	5.4	Retiring	X	X		X		O	O
Ku-ring-gai	O'FARRELL, Barry	Lib	1995	36.9	Retiring	X	X	X	X	X	X	O
Lake Macquarie	PIPER, Greg	Ind	2007	14.6			X	X	X	X	X	X
Lakemba	FUROLO, Robert	ALP	2008	7.3	Retiring				X	X	X	X
Lane Cove	ROBERTS, Anthony	Lib	2003	27.3		O	O	O	O		O	O

ELECTORATE	NAME	PARTY	ELECTED	MARGIN	NOTE	1	2	3	4	5	6	7
Lismore	GEORGE, Thomas	Nats	1999	24.3		O	O	O	O	O	O	O
Liverpool	LYNCH, Paul	ALP	1995	14.0		X	X	X	X	X	X	X
Londonderry	BASSETT, Bart	Lib*	2011	5.3	Retiring							O
Macquarie Fields	McDONALD, Andrew	ALP	2007	-1.8	Retiring		X	X	X		X	X
Maitland	PARKER, Robyn	Lib	2011	4.9	Retiring							X
Manly	BAIRD, Mike	Lib	2007	32.4	Premier		O	X	X	X	O	O
Maroubra	DALEY, Michael	ALP	2005	2.3			O	X	X		X	O
Miranda	COLLIER, Barry	ALP	1999	-23.0	Retiring	X	X	X	X	X	O	X
Monaro	BARILARO, John	Nats	2011	2.0								O
Mount DrUITT	AMERY, Richard	ALP	1983	6.0	Retiring	X	X	X	O	X	O	O
Mulgoa	DAVIES, Tanya	Lib	2011	12.4								O
Murray	PICCOLI, Adrian	Nats	1999	30.9		X	X	X			X	O
Myall Lakes	BROMHEAD, Stephen	Nats	2011	28.6								O
Newcastle	CRAKANTHORP, Tim	ALP	2014	8.7								
Newtown	No Member	Gr	N/A	4.4								
North Shore	SKINNER, Jillian	Lib	1994	30.4		X	X	X		X	X	X
Northern Tablelands	MARSHALL, Adam	Nats	2013	27.6								X
Oatley	COURE, Mark	Lib	2011	3.8								O
Orange	GEE, Andrew	Nats	2011	27.1								X
Oxley	STONER, Andrew	Nats	1999	28.8	Retiring	O	O	X		O	O	O
Parramatta	LEE, Geoff	Lib	2011	12.5								O
Penrith	AYRES, Stuart	Lib	2010	16.1					X		X	X
Pittwater	STOKES, Rob	Lib	2007	34.5			X		X	X	O	O
Port Macquarie	WILLIAMS, Leslie	Nats	2011	28.8								X
Port Stephens	BAUMANN, Craig	Lib*	2007	14.7	Retiring		X		O	X	O	
Prospect	ROHAN, Andrew	Lib	2011	1.1								O
Riverstone	CONOLLY, Kevin	Lib	2011	20.1								O
Rockdale	FLOWERS, John	Lib	2011	3.6								O
Ryde	DOMINELLO, Victor	Lib	2008	25.2					O	X	X	O
Seven Hills	REES, Nathan	ALP	2007	-8.8	Retiring		X	X	X	X	X	
Shellharbour	WATSON, Anna	ALP	2011	7.8								X
South Coast	HANCOCK, Shelley	Lib	2003	20.1	Speaker	X	X	X	X	X	X	
Strathfield	CASUSCELLI, Charles	Lib	2011	6.4								O
Summer Hill	TEBBUTT, Carmel	ALP	2005	12.7	Retiring		X	X	X	X	X	X
Swansea	EDWARDS, Garry	Lib*	2011	0.3								O
Sydney	GREENWICH, Alex	Ind	2012	0.3								X
Tamworth	ANDERSON, Kevin	Nats	2011	6.8								O
Terrigal	HARTCHER, Chris	Lib*	1988	23.6	Retiring	O	O	O	O		O	O
The Entrance	SPENCE, Chris	Lib*	2011	11.5	Retiring							O
Tweed	PROVEST, Geoff	Nats	2007	21.7			X		X		O	O
Upper Hunter	SOURIS, George	Nats	1988	23.0	Retiring	X	X				O	O
Vaucluse	UPTON, Gabrielle	Lib	2011	31.4								O
Wagga Wagga	MAGUIRE, Daryl	Lib	1999	27.8		O	X	X	O	X	X	O
Wakehurst	HAZZARD, Brad	Lib	1991	30.5		X	X	X	X	X	X	O
Wallsend	HORNER, Sonia	ALP	2007	6.3			X	X	X	X	X	X
Willoughby	BEREJKLIAN, Gladys	Lib	2003	30.4		X	X	X	X	X	X	X
Wollondilly	ROWELL, Jai	Lib	2011	21.6								X
Wollongong	HAY, Noreen	ALP	2003	9.3		O	O	X	X	X	O	O
Wyong	WEBBER, Darren	Lib*	2011	4.6	Retiring							O

\* Member currently sitting on the cross-bench (classified as independent) due to an ICAC inquiry

# RECONTESTING EMILY'S MPs

<p>Sonia Hornery (ALP)</p>  <p>Seat of Wallsend ALP Margin of 6.3%</p> 	<p>Linda Burney (ALP)</p>  <p>Seat of Canterbury ALP Margin of 7.4%</p> 	<p>Noreen Hay (ALP)</p>  <p>Seat of Wollongong LIB Margin of 9.3%</p> 
---	---	--






























EMILY's List is an acronym which stands for 'Early Money Is Like Yeast'. It is a group that raises funds for radically pro-abortion female candidates, exclusively for the Labor Party. If elected, all members of the List are obliged to support pro-abortion legislation.

Emily's List has now been operating for 18 years. In that time, over 160 of these pro-abortion politicians have been inserted into Australia's halls of power at both state and federal levels.

In recent years, the string of elections that swung against Labor, consequently took its toll on the Emily's faction. Our opponents in this struggle for life never take a setback without redoubling their efforts. In the recent Victorian election they ran the largest field of candidates to date, and consequently enjoyed a record victory with a total of 22 Emily's women elected! In the NSW election the List is running a substantial bloc of candidates with a healthy share of the candidates pre-selected in marginal seats - increasing their likelihood of success.

Emily's List is now pushing hard within the Labor Party to establish a mandatory 50% pre-selection for women, and with more and more women MPs accepting the funding and conforming to the ideology of the List, it could mean that Emily's could easily grow from its current average of 13% of our legislatures to something closer to 30%. It is therefore hard to avoid the conclusion that the Emily's List Labor faction presents a far more serious threat to the pro-life cause than the Greens ever could. The Greens cannot hope to be anything but a minor party – Emily's List would be the same if it went it alone on its extreme ideology. However, Emily's List will grow far stronger and go largely undetected by the public, embedded like a parasite into its host (the Labor Party) masking the full extent of its ideology under the politically correct guise of equal representation for women.

## NEW EMILY'S CANDIDATES

<p>Edwina Lloyd (ALP)</p>  <p>Seat of Sydney IND Margin of 0.3%</p> 	<p>O'Bray Smith (ALP)</p>  <p>Seat of Oatley LIB Margin of 3.8%</p> 	<p>Julia Finn (ALP)</p>  <p>Seat of Granville LIB Margin of 3.8%</p> 
<p>Penny Sharpe (ALP)</p>  <p>Seat of Newtown GRN Margin of 4.4%</p> 	<p>Jenny Aitchison (ALP)</p>  <p>Seat of Maitland LIB Margin of 4.9%</p> 	<p>Verity Firth (ALP)</p>  <p>Seat of Balmain GRN Margin of 5.0%</p> 
<p>Trish Doyle (ALP)</p>  <p>Seat of Blue Mountains LIB Margin of 5.4%</p> 	<p>Jodie McKay (ALP)</p>  <p>Seat of Strathfield LIB Margin of 6.4%</p> 	<p>Charishma Kaliyanda</p>  <p>Seat of Holsworthy LIB Margin of 10.7%</p> 
<p>Jo Haylen (ALP)</p>  <p>Seat of Summer Hill LIB Margin of 12.7%</p> 	<p>Melissa Cleary (ALP)</p>  <p>Seat of Lake Macquarie IND Margin of 14.6%</p> 	<p>Kate Washington (ALP)</p>  <p>Seat of Port Stephens LIB Margin of 14.7%</p> 
<p>Emma Husar (ALP)</p>  <p>Seat of Penrith LIB Margin of 16.1%</p> 	<p>Gloria Nicol (ALP)</p>  <p>Seat of St Vacluse LIB Margin of 31.4%</p> 	<p>Jennifer Jary (ALP)</p>  <p>Seat of Manly LIB Margin of 32.4%</p> 